

Display DDU 9

www.bosch-motorsport.com



- ▶ Cutting-edge 667 MHz Dual Core Processor
- ▶ Large trans-reflective color display
- ▶ Recording on USB flash drive (opt.)
- ▶ Supports GPS laptrigger, pre-dated lap time etc.
- ▶ Page change based on events possible

The display DDU 9 integrates a programmable full color dashboard display with a data logging system for motorsport applications for a very competitive price. Additional input devices can be connected via Ethernet and CAN buses.

Data Analysis Software WinDarab is available free of charge as “WinDarab V7 free” on our website. A basic logging function of 100 channels with recording of 50 ms (3 GB) is always included. The logger can be upgraded to full logging performance (max. 1 ms). In addition a 2nd logging partition of 1 GB (e.g. for long term recording) can be activated.

Customers can implement own graphics, pictures etc. on the 12 freely configurable display pages. For quick data transfer from the car e.g. during pit stop, data copy to a USB stick is available as an option. The stick is connected to the wiring harness for the DDU 9.

The device comes with 4 analogue and 4 speed inputs as standard; further 12 analogue inputs are available as optional upgrade.

Application

- | | |
|---------|--|
| Display | <ul style="list-style-type: none"> • 5.7” graphic color display • 12 user configurable display pages • 10 multicolor freely configurable (RGB) LEDs |
|---------|--|

Resolution	640 x 480 pixel
------------	-----------------

Supported image file formats	Bmp, gif, jpg, png, tif
Processor	667 MHz Dual Core
Converters	8 kHz AD converters with digital low pass filter
Internal power source	Li/Ion capacitor
Configurable math channels	
User configurable CAN in/out messages	
Sampling rate	50 ms (standard), max. 1 ms (optional)
Online data compression	
Logging rate	Max. 600 kB/s
Recording channels	100 channels (standard), up to 1,040 in total (optional)
Logged data download speed	Max. 1,000 kB/s
Internal storage capacity	3 GB (standard), plus 1 GB (optional)
LTE Ethernet telemetry support, GSM telemetry support	

RS232 for GPS and telemetry

CCP-Master, data acquisition from ECU that support CAN calibration protocol (optional)

Technical Specifications

Mechanical Data

Size	151 x 126 x 33.5 mm
Weight	540 g
Protection Classification	IP54 to DIN 40050, Section 9, Issue 2008
Operating temperature internal	-20 to 85°C
Operating temperature Display	-20 to 70°C
Max. vibration	Vibration profile 1 (see Appendix or www.bosch-motor-sport.com)

Electrical Data

Supply voltage	5 to 18 V
----------------	-----------

Inputs

Analog channels	4 standard, additional 12 optional
Input range	0 to 5 V
Resolution	12 bit
Switchable pull up resistor	For all ANA_IN
Wheel speed inputs	4 Hall-effect or DF11, switchable

Outputs

Sensor supply 5 V ± 1 % (250 mA)	2
Sensor supply 10 V ± 1 % (250 mA)	1
Sensor supply U_Bat 250 mA	1
Sensor ground	4

Environment

External switch for page selection, 12 steps	B 261 209 658-01
External switch for brightness adjustment or page selection, 6 steps	B 261 209 659-01

Optional Upgrades

USB_DATA USB-Port unlocked (Rugged USB flash drive Bosch File System)	F 02U V02 214-01
--	------------------

(BFS) format included, works with Bosch File System (BFS) preformatted USB Flash drive only)

Adapter cable to USB-Port (included in Upgrade USB_DATA)	F 02U V01 343-01
Adapter for wiring harness (included in Upgrade USB_DATA)	F 02U 002 996-01
CCP_MASTER CCP-Master (ASAP2 file from ECU manufacturer required)	F 02U V02 213-01
ETHER_TELE LTE Ethernet Telemetry	F 02U V02 138-01
FULL_LOG_1 Enable full logging performance of 3 GB partition 1	F 02U V02 304-01
FULL_LOG_2 Enable full logging performance of 1 GB partition 2	F 02U V02 305-01
I_O_EXTENS Enable additional 12 analog input channels	F 02U V02 205-01

Connectors and Wires

Motorsport connector on Display AS-216-35 PN	F 02U E01 659-01
Mating connector AS-616-35 SN	F 02U 000 466-01

Pin Configuration

Pin	Name	Comment	Status
1	KL_31		Incl.
2	KL_15		Incl.
3	KL_30		Incl.
4	Rev_In_3	Hall or DF11 switchable	Incl.
5	Rev_In_1	Hall or DF11 switchable	Incl.
6	KL_31		Incl.
7	CAN_2_L	CAN speed selectable	Incl.
8	Ethernet_2_TXP		Incl.
9	Ethernet_2_TXN		Incl.
10	Sens_Power_12V	over current protected	Incl.
11	Rev_In_4	Hall or DF11 switchable	Incl.
12	Rev_In_2	Hall or DF11 switchable	Incl.
13	Laptrigger_In		Incl.
14	CAN_2_H	CAN speed selectable	Incl.
15	CAN_1_H	CAN speed selectable	Incl.

Pin	Name	Comment	Status
16	Ethernet_2_RXP		Incl.
17	Sens_Gnd_4	fused	Incl.
18	Sens_Power 5V	over current protected	Incl.
19	ANA_IN_3	3.01 kOhm switchable	Incl.
20	ANA_IN_4	3.01 kOhm switchable	Incl.
21	Time_Sync	connection to Bosch ECU	Incl.
22	CAN_1_L	CAN speed selectable	Incl.
23	Ethernet_screen		Incl.
24	Ethernet_2_RXN		Incl.
25	Sens_Gnd_3	fused	Incl.
26	Sens_Power 5V	over current protected	Incl.
27	ANA_IN_7	3.01 kOhm switchable	Opt.
28	ANA_IN_1	3.01 kOhm switchable	Incl.
29	USB_Device_DP	to Bosch USB stick	Opt.
30	RS232_TX_Telemetry		Incl.
31	Ethernet_1_TXP		Incl.
32	Sens_Gnd_2	fused	Incl.
33	Sens_Power_10V	over current protected	Incl.
34	ANA_IN_8	3.01 kOhm switchable	Opt.
35	ANA_IN_10	3.01 kOhm switchable	Opt.
36	USB_Device_Gnd	to Bosch USB stick	Opt.
37	USB_Device_DN	to Bosch USB stick	Opt.
38	RS232_RX_Telemetry	e.g. GSM telemetry	Incl.
39	Ethernet_1_TXN		Incl.
40	Sens_Gnd_1	fused	Incl.
41	ANA_IN_11	3.01 kOhm switchable	Opt.
42	ANA_IN_9	3.01 kOhm switchable	Opt.
43	RS232_TX_GPS		Incl.
44	ANA_IN_16	3.01 kOhm switchable	Opt.
45	USB_Device_Power	to Bosch USB stick	Opt.
46	Ethernet_1_RXP		Incl.
47	ANA_IN_12	3.01 kOhm switchable	Opt.
48	ANA_IN_6	3.01 kOhm switchable	Opt.
49	ANA_IN_2	3.01 kOhm switchable	Incl.
50	ANA_IN_13	3.01 kOhm switchable	Opt.

Pin	Name	Comment	Status
51	ANA_IN_15	3.01 kOhm switchable	Opt.
52	Ethernet_1_RXN		Incl.
53	ANA_IN_5	3.01 kOhm switchable	Opt.
54	RS232_RX_GPS	for GPS sensor input	Incl.
55	ANA_IN_14	3.01 kOhm switchable	Opt.

Communication

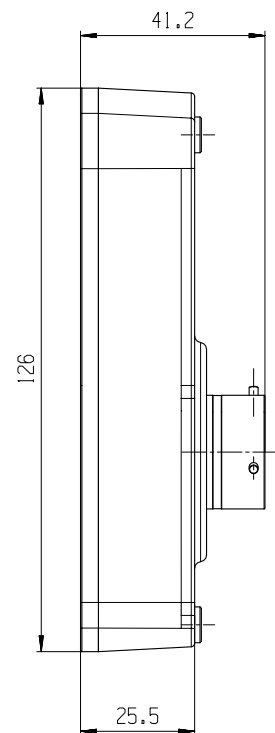
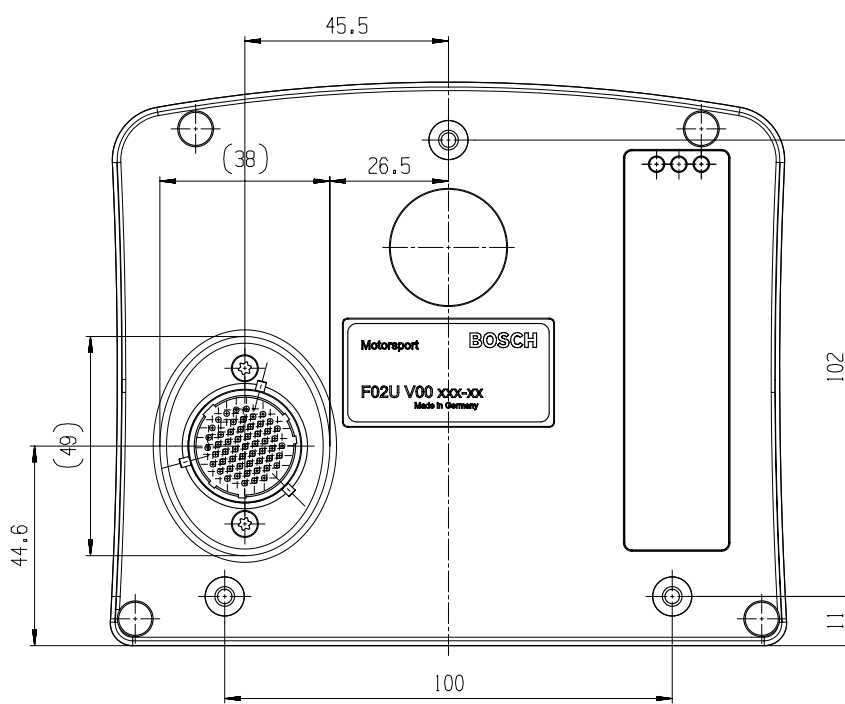

CAN interfaces	2
Ethernet 100BaseT	2
Laptrigger input	1
RS232	Telemetry, GPS
Configuration via RaceCon	Over Ethernet or MSA-Box II

Ordering Information

Display DDU 9

Order number **F 02U V02 300-02**

Dimensions



Represented by:

Europe:
Bosch Engineering GmbH
Motorsport
Robert-Bosch-Allee 1
74232 Abstatt
Germany
Tel.: +49 7062 911 9101
Fax: +49 7062 911 79104
motorsport@bosch.com
www.bosch-motorsport.de

North America:
Bosch Engineering North America
Motorsport
38000 Hills Tech Drive
Farmington Hills, MI 48331-3417
United States of America
Tel.: +1 248 876 2977
Fax: +1 248 876 7373
motorsport@bosch.com
www.bosch-motorsport.com

Latin America:
Robert Bosch Ltda
Motorsport
Av Juscelino Kubitscheck de
Oliveira 11800
Zip code 81460-900
Curitiba - Parana
Brasilia
Tel.: +55 41 3341 2057
Fax: +55 41 3341 2779

Asia-Pacific:
Bosch Engineering Japan K.K.
Motorsport
18F Queen's Tower C, 2-3-5 Minato Riwai
Nishi-ku, Yokohama-shi
Kanagawa 220-6218
Japan
Tel.: +81 45 650 5610
Fax: +81 45 650 5611
www.bosch-motorsport.jp

Australia, New Zealand and South Africa:
Robert Bosch Pty. Ltd
Motorsport
1555 Centre Road
Clayton, Victoria, 3168
Australia
Tel.: +61 (3) 9541 3901
motor.sport@au.bosch.com